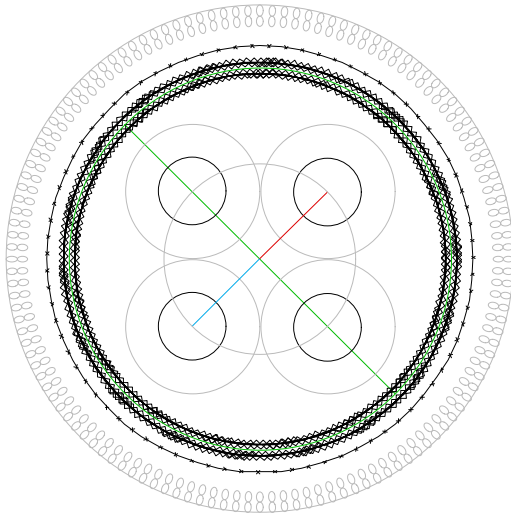


EVENT PHONO

[Mk.II]



AD COPY + SPECIFICATIONS



EVENT PHONO PHOTOS

ZU AUDIO EVENT PHONO Mk.II [REV-A] INTERCONNECT CABLE AD COPY + SPEC'S





EVENT PHONO PHOTOS

ZU AUDIO EVENT PHONO Mk.II [REV-A] INTERCONNECT CABLE AD COPY + SPEC'S





EVENT PHONO AD COPY

ZU AUDIO EVENT PHONO Mk.II [REV-A] INTERCONNECT CABLE AD COPY + SPEC'S

AD COPY

The impact Event Phono can have on your playback enjoyment is potentially as significant as your last new amp or DAC upgrade—and likely at far less cost than either. If you're in the market for top-shelf interconnects you really should put Mk.II Event Phono cables on your list—we back 'em up with our no-hassle 60-days satisfaction guarantee so you can try 'em, with your own gear, with your music so you can know for yourself.

Materials used in Event Phono are similar to our competitor's much more expensive top offerings; the use of the best solid core silver wire and virgin un-dyed Teflon dielectrics for example. But these are just the materials supporting the magic—the magic of design is not in the stuff, it's in the electrodynamics! That's where Event is different; we have the vision of sound, we know the engineering and we manufacture our cables and terminate them in-house.

The electrodynamics design and engineering of Event Phono ensures left/right channels match exactly and share dielectric space. This significantly reduces size and parallel capacitance, guarantees uniform left/right channel response and near perfect shielding from external environmental concerns such as electromagnetic and vibrational radiation. In addition to better sound, the design also lets you run longer lengths without the unfavorable side effects.

If Event RCA Mk.II does not make a difference in your system, sell your system.

MORE AD COPY

Event Phono Mk.II [mark-two] is designed specifically for the modern, naturally balanced phono-level, two-channel system. It gives the best possible protection from RF noise, the widest bandwidth, and the most convincing transmission of stereophonic content—left and right channels being perfectly matched with signal of each channel propagating within the same dielectric space. While the dielectric space is shared between left and right, each is positioned so one cannot see or crosstalk to the other. This elimination of crosstalk and reduction of capacitance helps ensure the intelligence of each channel remain independent and pristine.

Our PTFE-VC Teflon® insulation skins the conductors of signal and return and is the structure that sets the cables characteristic impedances. Teflon® is used for its very low dielectric constant, no other commercially available insulator has as good a dielectric behavior as this Teflon® based dielectric.

Conductor used in Event Phono Mk.II is the highest purity North American mined, smelted, refined and drawn silver. How this pure material is used within the E&M model yields all of the benefits of silver but without the cheaper off-the-shelf stuff's glare, lean tone, or edginess. In fact, Event Phono Mk.II is a very relaxed and harmonically dense, life-like sounding cable. We think this is only achieved when emphasis is placed on the E&M architecture; materials simply serving the electrodynamics and target sound.



EVENT PHONO AD COPY

ZU AUDIO EVENT PHONO Mk.II [REV-A] INTERCONNECT CABLE AD COPY + SPEC'S

The result our hard work and excellent, ever advancing craftsmanship is a state-of-the-art performing phono-level cable that is highly RF immune, easy to work with, can be ran for very long lengths, and is not totally insane in price [relative].

Ensure pristine and perfectly matched stereo two-channel transmission in your system—Event Phono Mk.II

CONNECTOR OPTIONS

RCA » RCA [SwitchCraft]
RCA » RCA [WBT nextgen]
RCA » RCA [WBT nextgen Silver]

5-pin straight » RCA [SwitchCraft]
5-pin straight » RCA [WBT nextgen]
5-pin straight » RCA [WBT nextgen Silver]

90° 5-pin » RCA [SwitchCraft]
90° 5-pin » RCA [WBT NexGen]
90° 5-pin » RCA [WBT nextgen Silver]

XLR » XLR
5-pin straight » XLR
90° 5-PIN » XLR

RCA—your standard phono coax, used on the vast majority of turntables and home audio gear.

XLR—your standard 3-pin balanced connection used on the majority of pro audio gear.

5-Pin Phono—fitted on many tonearms, in the bottom of the tonearm pivot.

90° 5-Pin Phono—for those that don't have much space between the bottom of the turntable and shelf.



EVENT PHONO AD COPY

ZU AUDIO EVENT PHONO Mk.II [REV-A] INTERCONNECT CABLE AD COPY + SPEC'S

EVENT PHONO MK.II FEATURES & BENEFITS

- Zu/Gore® shared dielectric two-channel, balanced electrodynamic geometry for low electromagnetic interference susceptibility and near perfect left/right measures and behavior. This ensures the highest level of stereophonic realism and reduces reactance so signals remain pristine even in very long lengths.
- Dense electric and magnetic signature, as well as the cables physical dimensions, further guard against RF and other sources of noise and allow for small and easy handling quality.
- The low, uniform and square reactance of Event Phono Mk.II facilitates long runs without bandwidth loss or phase issues.
- Super consistent impedance characteristics of Event Phono Mk.II reduce standing waves and contribute to the stable propagation of intelligence in short or long runs.
- Zu Event Phono Mk.II has no DC offset and features perfect symmetry between left and right channels. Again, the identical relationship between channels guarantees the highest possible recreation of image dimension, density and tone.
- PTFE-VC (Teflon®) + air dielectric with identical electrodynamic relationships provide exceptionally low dielectric constant and super low dissipation factor—features that improve bandwidth, phase relations and overall musical resolution.
- Designed, and made by Zu Audio in Ogden, Utah—USA.

MAINTENANCE

No maintenance is required for the Event Phono cables or its connectors. However, anytime you are making an electrical connection make it a habit to inspect the contacts and clean them if they are tarnished or dirty, Cape Cod™ polish is one of our favorites.

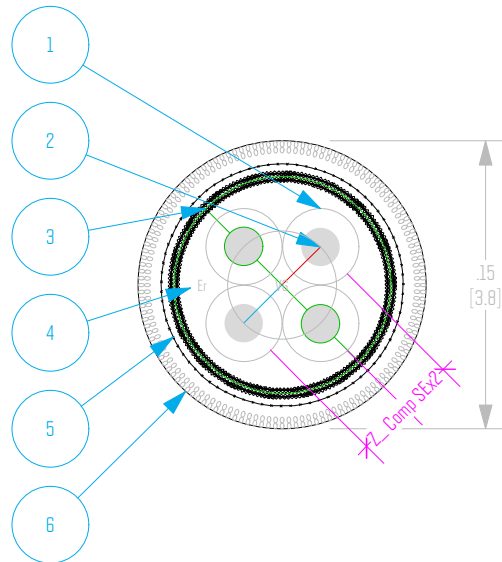
BURN-IN

Event Mk.II interconnect cable requires a good bit of play before complete burn-in is reached, roughly 400 hours—lots of Teflon® equals slow burn-in. We do not recommend any burn-in devices or special recordings. We do recommend music you enjoy, preferably upbeat full spectrum recordings: rock, roots, full orchestra, big band.... For the possible how and whys about burn-in please see our [Answers](#) section.



EVENT PHONO SPECIFICATIONS

ZU AUDIO EVENT PHONO Mk.II [REV-A] INTERCONNECT CABLE AD COPY + SPEC'S



Cross Section Detail

1. PTFE-VC Teflon® insulation (x4).
2. Silver wire, solid, 99.999 pure meta-single crystal (x4).
3. Virtual ground complex.
4. Dielectric space: PTFE/air/Ag.
5. Silver plated copper braid screen.
6. Fine Dacron yarn braided sheath.



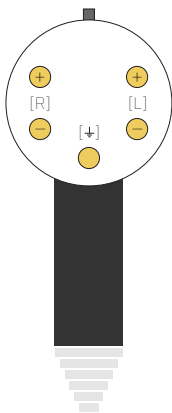
5-PIN PHONO CONNECTOR DETAIL

5-PIN PHONO CONNECTOR DETAIL INCLUDING RIGHT-ANGLE CLOCKING CALL OUTS

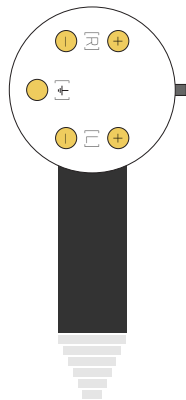
5-PIN PHONO 90° CONNECTOR DETAIL

Right, your tonearm is fitted with this 5-pin phono connector and you don't have enough room or you simply prefer the right-angle housing over the straight 5-pin. Now, consider in which direction you would like the phono cable to take when leaving your turntable. Looking under your deck, in line with the tonearm pivot (nearly always) note the pin clocking and consider how you would like the 5-pin connector to be clocked within the right-angle housing. Here are the four cardinal options:

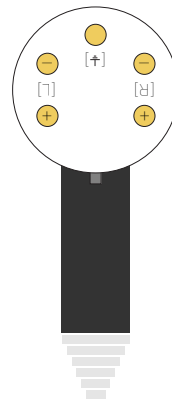
STANDARD



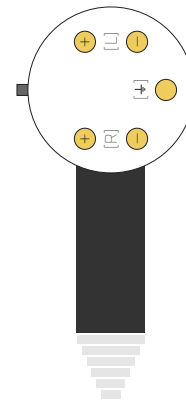
RIGHT



UPSIDE-DOWN



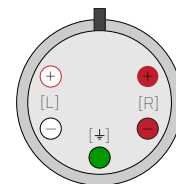
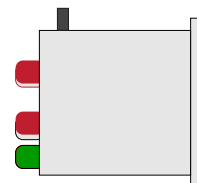
LEFT



View: cable end, female 5-pin sockets facing you, cable pointing down.

5-PIN PHONO PIN-OUTS (DIY)

Here's the nearly universal 5-pin phono tonearm pin-outs for those looking to solder their own. Note, the very common 5-pin phono connector is not the same as a 5-pin DIN [German Institute for Standardization]. 5-pin DIN connectors have been used for turntable phono-level connection but it's quite rare, I would say much less than 1%. Pathetically, most so-called cable manufacturing companies marketing their phono-level cables inaccurately refer to the 5-pin phono connector as a 5-pin DIN. (If they don't even know what connectors is....) So, if you are browsing Mouser or Allied and order a 240° 5-pin DIN, it is very unlikely to fit your tonearm. For 5-pin phono connectors we like and use Cardas. SME are also nice.





EVENT PHONO SPECIFICATIONS

ZU AUDIO EVENT PHONO Mk.II [REV-A] INTERCONNECT CABLE AD COPY + SPEC'S

Description Zu Event Phono Mk.II is specifically designed for two-channel, balanced, phono-level analog transmission. It combines Zu and W.L. Gore® stereo transmission technologies and marries them with cutting edge manufacturing and regulated shielding within a solid core pure silver PTFE-VC Teflon® platform. The resulting interconnect cable has very low electromagnetic interference susceptibility and near perfect left/right measures and behavior.

Device Under Test Zu Event Phono Mk.II 39" [1.0m]
Connectors WBT nextgen™ RCA plugs, fully epoxy potted
Production 2015-
(Event Phono Mk.I was in production from 2010-2014)

Cable Format two-channel stereo within a discrete RF cage with discrete channel and ground leadouts

Signal Conductor Metallurgy U.S. refined, drawn and processed meta-single crystal 99.999% pure silver
Ground Conductor Metallurgy U.S. refined, drawn and processed meta-single crystal 99.999% pure silver
RF Shielding & Metallurgy high magnitude, silver plated copper + Zu/Gore® geometry

Cable Geometry Zu/Gore® two-channel balanced transmission (shared dielectric space)
Signal Wire Geometry solid
Ground Wire Geometry solid
Insulators PTFE-VC Teflon® all
Dielectrics PTFE/air/Ag
Shield >95% high magnitude screen shorted at load side only

Cable Sheath Dacron fine yarn braid
Leadout Sheath Dacron monofilament braid
Connector Metallurgy (see individual connector specifications)
Connector Termination silver bearing solder
Y-out Metallurgy & Makeup 100% diamagnetic

Directional yes, direction arrows printed on source and load y-out barrels
Crosstalk nil, virtual ground plane prevents crosstalk
Bandwidth DC - 1 GHz

Rs Signal 0.07 Ω
Rs Signal' 0.07 Ω
Cp 94 pF

Bend Radius .75" [19 mm]
Cable Diameter main cable 0.5" [12.7 mm]
Leadout Bend Radius 1/2" [12.7 mm]
Leadout Cable Diameter .15" [3.8 mm]
L / R Leadout Span 12" [31 cm] standard, custom options available

Tolerance greater than 0.1% on all intra-channel measures
RoHS compliant

Design Zu Audio & W.L. Gore®
Manufacturer Zu Audio (Ogden, Utah)
Manufacturers Country Of Origin U.S.A. cable, labor and termination
Connector Manufacturer WBT®=Germany. SwichCraft=Mexico. Cardas® 5-pin and 90° 5-pin=U.S.A.
Life Expectancy 100 years+
Warranty & Service limited lifetime, does not cover misuse or abuse



EVENT PHONO WARRANTY

ZU AUDIO EVENT PHONO Mk.II [REV-A] INTERCONNECT CABLE AD COPY + SPEC'S

WARRANTY

Zu products are designed and manufactured to the highest quality. However, if something does go wrong Zu will fix or replace the product free of charge. Zu Event Phono Mk.II interconnect cables have a limited lifetime warranty applicable to the original owner. If under normal home or studio use you have any problems with this cable we will fix or replace the product.

While every effort is made to ensure a perfect finish that will last a lifetime, this warranty does not cover damage from impact, abrasion or UV exposure. Zu products are designed to be used in temperature and humidity controlled environments, namely your home, studio or office unless otherwise stated.

If in the highly unlikely event that a Zu product arrives to you dead on arrival (D.O.A.), and after discussing it with a Zu tech, we will ship another of the same product at our expense and arrange for the D.O.A. product to be collected. If after inspection we find that you have misrepresented a returned product's condition, and that it was improperly handled or used, Zu will charge you for all damaged parts, labor, shipping and handling of the product.

Warranty does not apply to damage caused by operating the product outside the intended use, accident, damage caused by another product, misuse, abuse, flood, fire, earthquake or any other external causes. Warranty does not cover damage caused by modification or service performed by anyone other than a Zu representative.

When a product or part is exchanged the replacement becomes your property and the suspect or damaged part becomes Zu's property.

WHAT YOU CAN EXPECT IF WARRANTY SERVICE IS NEEDED

If warranty becomes necessary, you must call or e-mail for a return of material authorization (R.M.A.) number. This provides opportunity to assist in diagnosing the problem and helps us to schedule for rapid turnaround in the event that parts, service or repair is needed. Upon factory inspection of parts or product, warranty eligibility will be determined. While service options, parts availability and response times will vary, we do our best to keep you happy. International customers should know that Zu will comply with all applicable export/import laws and regulations, you may be responsible for custom duties, taxes, broker fees, freight, and other charges. When shipping of product or part is required, repackage the complete product, or part, in its original packaging. If you have any questions about packaging please call or e-mail. Product damage caused from incorrect repackaging is not eligible for refund or warranty and the freight company may also reject your insurance claim. Until we have the product back in the shop and sign-off that it is eligible, the product is still your property, we recommend you insure or declare the full value when shipping. We also recommend that you only ship with a freight company that has a good reputation and offers tracking and insurance for the full amount.



ZU AUDIO

Ogden Commercial Industrial Park
3350 S. 1500 W.
OGDEN, UTAH — U.S.A.

[DESIGNED AND MADE BY US]