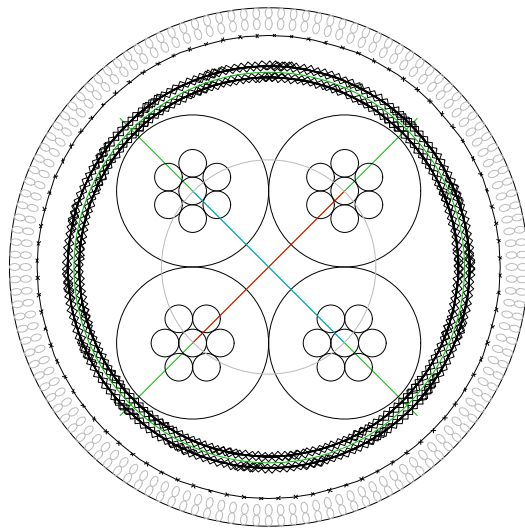


MISSION XLR

[Mk.I]



AD COPY + SPECIFICATIONS

11 | 2015



MISSION XLR PHOTOS

ZU AUDIO MISSION XLR Mk.I [REV-A] BALANCED INTERCONNECT CABLE AD COPY + SPEC'S





MISSION XLR PHOTOS

ZU AUDIO MISSION XLR Mk.I [REV-A] BALANCED INTERCONNECT CABLE AD COPY + SPEC'S





MISSION XLR AD COPY/INFORMATION

ZU AUDIO MISSION XLR Mk.I [REV-A] BALANCED INTERCONNECT CABLE AD COPY + SPEC'S

AD COPY

XLR-type balanced application is very different than RCA-type (single-ended) interconnect patch cable. Zu Mission interconnect cables are all about maximum hi-fi value and are designed to challenge the state-of-the-art but at reasonable prices. Mission XLR Mk.I balanced line-level interconnects will improve the sound of your system by lowering noise and improving top to bottom transient and tonal resolution, with the biggest area of improvement in stereophonic imaging. Few if any other cable will be as convincing as Zu Mission XLR Mk.I for stereophonic magic.

Mission XLR is specifically designed for two-channel stereo, line-level balanced transmission and combines Zu and W.L. Gore® two-channel transmission technologies and marries it with cutting edge manufacturing and regulated shielding. The result is a two-channel stereo cable that is virtually immune to electromagnetic interferences.

Performance goals are realized through the correct application of Zu and Gore® cable technologies, which bond the two-channel stereo circuits in the same dielectric space providing identical left/right signal conditions and performance, an advantage that is not possible with traditional white/red co-ax cables. Zu Mission also use innovative material technologies such as Teflon® (PTFE) dielectric and pure silver deposit over pure copper conductors. Mission XLR are also very easy to work with; they are small, flexible, super durable and have a very comfortable hand.

Get pristine perfectly matched two-channel stereo transmission in your stereo system, *get Mission*. Sceptical, and want to know for yourself? Great! Our 60-day satisfaction guarantee makes in-home trial dead easy—and we pay return shipping if for any reason you are not completely happy. If you have any questions please call or e-mail us: 800-516-8925 / info@ZuAudio.com.

QUICK FEATURES

- Zu/Gore®-Quad shared dielectric dual signal bonded cable geometry for low electromagnetic interference susceptibility and guaranteed near perfect left/right measures and behavior. This ensures the highest level of stereophonic realism.
- Dense electric and magnetic signature, as well as the cables physical dimensions, further guard against RF and noise and allows for small and easy handling.
- The very low, uniform and square reactance of the balanced Mission XLR Mk.I facilitates very long runs without bandwidth loss or phase issues.
- Uniform dynamic impedance characteristics of Mission XLR Mk.I reduce standing waves and contribute to the stable propagation of intelligence in short or long runs.
- Zu Mission XLR has no DC offset and features perfect symmetry between left and right channels. As mentioned, this identical relationship between channels guarantees the highest possible recreation of dimension, stereo, density and tone.
- Pure silver over pure copper, perfect lay conductors for both signal and signal's mate.
- Virgin white Teflon® insulation with identical electrodynamic relationships help lower the net dielectric constant; Teflon® also has a very low dissipation factor—both features improve bandwidth, phase relations and overall musical resolution.
- Made by us in Ogden, Utah so every product gets serious attention and love.



MISSION XLR AD COPY/INFORMATION

ZU AUDIO MISSION XLR Mk.I [REV-A] BALANCED INTERCONNECT CABLE AD COPY + SPEC'S

INSTALLATION NOTES

Switch power off prior to disconnecting/connecting cables.

If you touch the exposed contacts with oily or dirty hands you might want to buff them with a clean cotton or microfiber cloth and some cotton swabs to get into the pin area. Keeping the contacts free of contaminants ensures trouble-free connections.

MAINTENANCE

No maintenance is required for the Mission XLR cable or its connectors. However, anytime you are making an electrical connection make it a habit to inspect the contacts and clean them if they are tarnished or dirty, Cape Cod™ polish is one of our favorites.

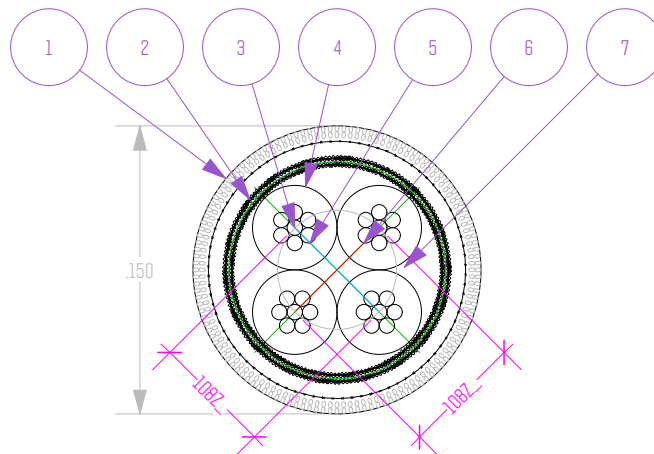
BURN-IN

Mission XLR balanced interconnects requires a good bit of play before complete burn-in is reached, roughly 400 hours—lots of Teflon® equals slow burn-in. We do not recommend any burn-in devices or special recordings. We do recommend music you enjoy, preferably upbeat full spectrum recordings: rock, roots, full orchestra, big band.... For the possible how and whys about burn-in please see our [Answers](#) section within www.ZuAudio.com.



MISSION XLR SPECIFICATIONS

ZU AUDIO MISSION XLR Mk.I [REV-A] BALANCED INTERCONNECT CABLE AD COPY + SPEC'S



1. Fine braided Dacron sheath.
2. High conductance tin/copper Earth ground.
3. Primary conductors, heavy silver over copper perfect lay [x2 channels].
4. Teflon® PTFE insulator virgin white [x2 channels].
5. Channel-A positioned in the VG of channel-B.
6. Channel-B positioned in the VG of channel-A.
7. Shared dielectric.



MISSION XLR SPECIFICATIONS

ZU AUDIO MISSION XLR Mk.I [REV-A] BALANCED INTERCONNECT CABLE AD COPY + SPEC'S

Description Zu Mission XLR Mk.I combines Zu and W.L. Gore® stereo transmission technologies and marries it with cutting edge manufacturing and high magnitude shielding within copper/silver PTFE insulated platform. The result is a two-channel signal transmission that is virtually immune to RF and realizes less noise from your system than other cables. Zu Mission XLR is specifically designed for two-channel, line-level balanced analog transmission.

Device Under Test Zu Mission XLR Mk.I 3.3' [1.0 m]
Connectors silver plated Amphenol or SwitchCraft 3-pin XLR
Production 2010-2015
Cable Format balanced 2-channel stereo within single RF cage with discrete channel leadouts

Signal Conductor Metallurgy pure U.S. refined, drawn and processed copper with direct deposit pure silver
Ground Conductor Metallurgy pure U.S. refined, drawn and processed copper with direct deposit pure silver

Cable Geometry Zu/Gore® balanced two-channel transmission (shared dielectric space)
Signal Wire Geometry low strand count, perfect lay
Ground Wire Geometry low strand count, perfect lay
Dielectrics virgin white PTFE Teflon® all circuits
Shield 95% high magnitude braid screen is floating at source end of cable and terminated/shorted at load

Cable Sheath fine Dacron yarn braid
Leadout Sheath Dacron
Connector Metallurgy silver plated brass
Connector Termination silver bearing solder
Y-out Metallurgy & Makeup 100% diamagnetic

Directional yes, direction arrows printed on both y-out barrels, set at factory
Crosstalk nil, channels are divided by ground complex
RF Shielding high magnitude, tinned copper braid + Zu/Gore® geometry

Bandwidth DC - 1 GHz
Z₀ 110 Ω
C_p 58 pF (between signal pairs)

Rs 2 0.06 Ω
Rs 3 0.06 Ω
Rs 1 0.02 Ω

Bend Radius .75" [19 mm]
Cable Diameter .165" [4.2 mm]
L / R Leadout Span 12" [31 cm] standard, custom options available

Tolerance greater than 0.1% on all intra-channel measures

RoHS compliant

Design Zu Audio & W.L. Gore®
Manufacturer Zu Audio / Ogden, Utah
Connector Manufacturer SwitchCraft or Amphenol
Manufacturers Country Of Origin U.S.A.
Life Expectancy 100 years+
Warranty & Service limited lifetime, does not cover misuse or abuse



MISSION XLR WARRANTY

ZU AUDIO MISSION XLR Mk.I [REV-A] BALANCED INTERCONNECT CABLE AD COPY + SPEC'S

WARRANTY

Zu products are designed and manufactured to the highest quality. However, if something does go wrong Zu will fix or replace the product free of charge. Zu Mission XLR interconnect cables have a limited lifetime warranty applicable to the original owner. If under normal home or studio use you have any problems with this cable we will fix or replace the product.

While every effort is made to ensure a perfect finish that will last a lifetime, this warranty does not cover damage from impact, abrasion or UV exposure. Zu products are designed to be used in temperature and humidity controlled environments, namely your home, studio or office unless otherwise stated.

If in the highly unlikely event that a Zu product arrives to you dead on arrival (D.O.A.), and after discussing it with a Zu tech, we will ship another of the same product at our expense and arrange for the D.O.A. product to be collected. If after inspection we find that you have misrepresented a returned product's condition, and that it was improperly handled or used, Zu will charge you for all damaged parts, labor, shipping and handling of the product.

Warranty does not apply to damage caused by operating the product outside the intended use, accident, damage caused by another product, misuse, abuse, flood, fire, earthquake or any other external causes. Warranty does not cover damage caused by modification or service performed by anyone other than a Zu representative.

When a product or part is exchanged the replacement becomes your property and the suspect or damaged part becomes Zu's property.

WHAT YOU CAN EXPECT IF WARRANTY SERVICE IS NEEDED

If warranty becomes necessary, you must call or e-mail for a return of material authorization (R.M.A.) number. This provides opportunity to assist in diagnosing the problem and helps us to schedule for rapid turnaround in the event that parts, service or repair is needed. Upon factory inspection of parts or product, warranty eligibility will be determined. While service options, parts availability and response times will vary, we do our best to keep you happy. International customers should know that Zu will comply with all applicable export/import laws and regulations, you may be responsible for custom duties, taxes, broker fees, freight, and other charges. When shipping of product or part is required, repackage the complete product, or part, in its original packaging. If you have any questions about packaging please call or e-mail. Product damage caused from incorrect repackaging is not eligible for refund or warranty and the freight company may also reject your insurance claim. Until we have the product back in the shop and sign-off that it is eligible, the product is still your property, we recommend you insure or declare the full value when shipping. We also recommend that you only ship with a freight company that has a good reputation and offers tracking and insurance for the full amount.



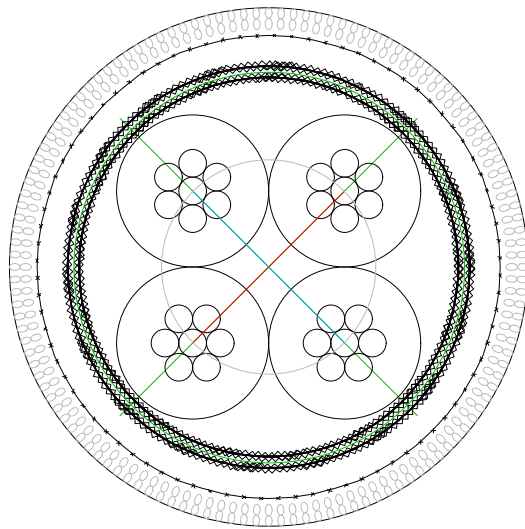
ZU AUDIO

Ogden Commercial Industrial Park
3350 S. 1500 W.
OGDEN, UTAH — U.S.A.

[DESIGNED AND MADE BY US]

MISSION XLR

[Mk.I]



AD COPY + SPECIFICATIONS

11 | 2015



MISSION XLR PHOTOS

ZU AUDIO MISSION XLR Mk.I [REV-A] BALANCED INTERCONNECT CABLE AD COPY + SPEC'S





MISSION XLR PHOTOS

ZU AUDIO MISSION XLR Mk.I [REV-A] BALANCED INTERCONNECT CABLE AD COPY + SPEC'S





MISSION XLR AD COPY/INFORMATION

ZU AUDIO MISSION XLR Mk.I [REV-A] BALANCED INTERCONNECT CABLE AD COPY + SPEC'S

AD COPY

XLR-type balanced application is very different than RCA-type (single-ended) interconnect patch cable. Zu Mission interconnect cables are all about maximum hi-fi value and are designed to challenge the state-of-the-art but at reasonable prices. Mission XLR Mk.I balanced line-level interconnects will improve the sound of your system by lowering noise and improving top to bottom transient and tonal resolution, with the biggest area of improvement in stereophonic imaging. Few if any other cable will be as convincing as Zu Mission XLR Mk.I for stereophonic magic.

Mission XLR is specifically designed for two-channel stereo, line-level balanced transmission and combines Zu and W.L. Gore® two-channel transmission technologies and marries it with cutting edge manufacturing and regulated shielding. The result is a two-channel stereo cable that is virtually immune to electromagnetic interferences.

Performance goals are realized through the correct application of Zu and Gore® cable technologies, which bond the two-channel stereo circuits in the same dielectric space providing identical left/right signal conditions and performance, an advantage that is not possible with traditional white/red co-ax cables. Zu Mission also use innovative material technologies such as Teflon® (PTFE) dielectric and pure silver deposit over pure copper conductors. Mission XLR are also very easy to work with; they are small, flexible, super durable and have a very comfortable hand.

Get pristine perfectly matched two-channel stereo transmission in your stereo system, *get Mission*. Sceptical, and want to know for yourself? Great! Our 60-day satisfaction guarantee makes in-home trial dead easy—and we pay return shipping if for any reason you are not completely happy. If you have any questions please call or e-mail us: 800-516-8925 / info@ZuAudio.com.

QUICK FEATURES

- Zu/Gore®-Quad shared dielectric dual signal bonded cable geometry for low electromagnetic interference susceptibility and guaranteed near perfect left/right measures and behavior. This ensures the highest level of stereophonic realism.
- Dense electric and magnetic signature, as well as the cables physical dimensions, further guard against RF and noise and allows for small and easy handling.
- The very low, uniform and square reactance of the balanced Mission XLR Mk.I facilitates very long runs without bandwidth loss or phase issues.
- Uniform dynamic impedance characteristics of Mission XLR Mk.I reduce standing waves and contribute to the stable propagation of intelligence in short or long runs.
- Zu Mission XLR has no DC offset and features perfect symmetry between left and right channels. As mentioned, this identical relationship between channels guarantees the highest possible recreation of dimension, stereo, density and tone.
- Pure silver over pure copper, perfect lay conductors for both signal and signal's mate.
- Virgin white Teflon® insulation with identical electrodynamic relationships help lower the net dielectric constant; Teflon® also has a very low dissipation factor—both features improve bandwidth, phase relations and overall musical resolution.
- Made by us in Ogden, Utah so every product gets serious attention and love.



MISSION XLR AD COPY/INFORMATION

ZU AUDIO MISSION XLR Mk.I [REV-A] BALANCED INTERCONNECT CABLE AD COPY + SPEC'S

INSTALLATION NOTES

Switch power off prior to disconnecting/connecting cables.

If you touch the exposed contacts with oily or dirty hands you might want to buff them with a clean cotton or microfiber cloth and some cotton swabs to get into the pin area. Keeping the contacts free of contaminants ensures trouble-free connections.

MAINTENANCE

No maintenance is required for the Mission XLR cable or its connectors. However, anytime you are making an electrical connection make it a habit to inspect the contacts and clean them if they are tarnished or dirty, Cape Cod™ polish is one of our favorites.

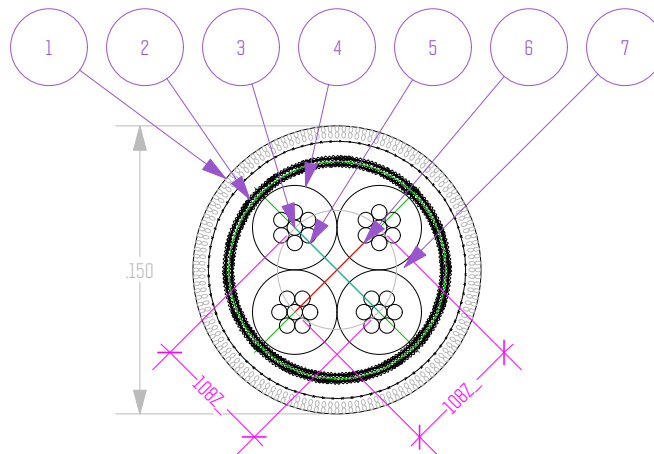
BURN-IN

Mission XLR balanced interconnects requires a good bit of play before complete burn-in is reached, roughly 400 hours—lots of Teflon® equals slow burn-in. We do not recommend any burn-in devices or special recordings. We do recommend music you enjoy, preferably upbeat full spectrum recordings: rock, roots, full orchestra, big band.... For the possible how and whys about burn-in please see our [Answers](#) section within www.ZuAudio.com.



MISSION XLR SPECIFICATIONS

ZU AUDIO MISSION XLR Mk.I [REV-A] BALANCED INTERCONNECT CABLE AD COPY + SPEC'S



1. Fine braided Dacron sheath.
2. High conductance tin/copper Earth ground.
3. Primary conductors, heavy silver over copper perfect lay [x2 channels].
4. Teflon[®] PTFE insulator virgin white [x2 channels].
5. Channel-A positioned in the VG of channel-B.
6. Channel-B positioned in the VG of channel-A.
7. Shared dielectric.



MISSION XLR SPECIFICATIONS

ZU AUDIO MISSION XLR Mk.I [REV-A] BALANCED INTERCONNECT CABLE AD COPY + SPEC'S

Description Zu Mission XLR Mk.I combines Zu and W.L. Gore® stereo transmission technologies and marries it with cutting edge manufacturing and high magnitude shielding within copper/silver PTFE insulated platform. The result is a two-channel signal transmission that is virtually immune to RF and realizes less noise from your system than other cables. Zu Mission XLR is specifically designed for two-channel, line-level balanced analog transmission.

Device Under Test Zu Mission XLR Mk.I 3.3' [1.0 m]
Connectors silver plated Amphenol or SwitchCraft 3-pin XLR
Production 2010-2015
Cable Format balanced 2-channel stereo within single RF cage with discrete channel leadouts

Signal Conductor Metallurgy pure U.S. refined, drawn and processed copper with direct deposit pure silver
Ground Conductor Metallurgy pure U.S. refined, drawn and processed copper with direct deposit pure silver

Cable Geometry Zu/Gore® balanced two-channel transmission (shared dielectric space)
Signal Wire Geometry low strand count, perfect lay
Ground Wire Geometry low strand count, perfect lay
Dielectrics virgin white PTFE Teflon® all circuits
Shield 95% high magnitude braid screen is floating at source end of cable and terminated/shorted at load

Cable Sheath fine Dacron yarn braid
Leadout Sheath Dacron
Connector Metallurgy silver plated brass
Connector Termination silver bearing solder
Y-out Metallurgy & Makeup 100% diamagnetic

Directional yes, direction arrows printed on both y-out barrels, set at factory
Crosstalk nil, channels are divided by ground complex
RF Shielding high magnitude, tinned copper braid + Zu/Gore® geometry

Bandwidth DC - 1 GHz
Z₀ 110 Ω
C_p 58 pF (between signal pairs)

Rs 2 0.06 Ω
Rs 3 0.06 Ω
Rs 1 0.02 Ω

Bend Radius .75" [19 mm]
Cable Diameter .165" [4.2 mm]
L / R Leadout Span 12" [31 cm] standard, custom options available

Tolerance greater than 0.1% on all intra-channel measures

RoHS compliant

Design Zu Audio & W.L. Gore®
Manufacturer Zu Audio / Ogden, Utah
Connector Manufacturer SwitchCraft or Amphenol
Manufacturers Country Of Origin U.S.A.
Life Expectancy 100 years+
Warranty & Service limited lifetime, does not cover misuse or abuse



MISSION XLR WARRANTY

ZU AUDIO MISSION XLR Mk.I [REV-A] BALANCED INTERCONNECT CABLE AD COPY + SPEC'S

WARRANTY

Zu products are designed and manufactured to the highest quality. However, if something does go wrong Zu will fix or replace the product free of charge. Zu Mission XLR interconnect cables have a limited lifetime warranty applicable to the original owner. If under normal home or studio use you have any problems with this cable we will fix or replace the product.

While every effort is made to ensure a perfect finish that will last a lifetime, this warranty does not cover damage from impact, abrasion or UV exposure. Zu products are designed to be used in temperature and humidity controlled environments, namely your home, studio or office unless otherwise stated.

If in the highly unlikely event that a Zu product arrives to you dead on arrival (D.O.A.), and after discussing it with a Zu tech, we will ship another of the same product at our expense and arrange for the D.O.A. product to be collected. If after inspection we find that you have misrepresented a returned product's condition, and that it was improperly handled or used, Zu will charge you for all damaged parts, labor, shipping and handling of the product.

Warranty does not apply to damage caused by operating the product outside the intended use, accident, damage caused by another product, misuse, abuse, flood, fire, earthquake or any other external causes. Warranty does not cover damage caused by modification or service performed by anyone other than a Zu representative.

When a product or part is exchanged the replacement becomes your property and the suspect or damaged part becomes Zu's property.

WHAT YOU CAN EXPECT IF WARRANTY SERVICE IS NEEDED

If warranty becomes necessary, you must call or e-mail for a return of material authorization (R.M.A.) number. This provides opportunity to assist in diagnosing the problem and helps us to schedule for rapid turnaround in the event that parts, service or repair is needed. Upon factory inspection of parts or product, warranty eligibility will be determined. While service options, parts availability and response times will vary, we do our best to keep you happy. International customers should know that Zu will comply with all applicable export/import laws and regulations, you may be responsible for custom duties, taxes, broker fees, freight, and other charges. When shipping of product or part is required, repackage the complete product, or part, in its original packaging. If you have any questions about packaging please call or e-mail. Product damage caused from incorrect repackaging is not eligible for refund or warranty and the freight company may also reject your insurance claim. Until we have the product back in the shop and sign-off that it is eligible, the product is still your property, we recommend you insure or declare the full value when shipping. We also recommend that you only ship with a freight company that has a good reputation and offers tracking and insurance for the full amount.



ZU AUDIO

Ogden Commercial Industrial Park
3350 S. 1500 W.
OGDEN, UTAH — U.S.A.

[DESIGNED AND MADE BY US]