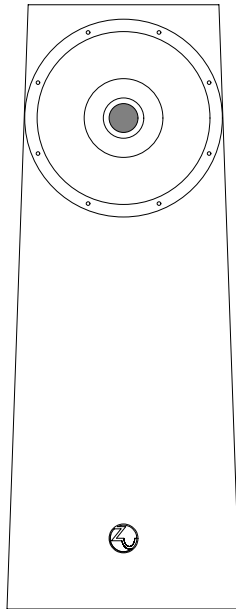


# SOUL Mk.II

[Rev-A]



AD COPY + SPECIFICATIONS



# SOUL Mk.II-A COPY + SPECS

ZU AUDIO SOUL Mk.II [REV-A] LOUDSPEAKER SYSTEM AD COPY, SPEC'S, INFORMATION

*Minimalist/mid-century modern form, life-sized and magnificent stereophony and tone.*

Soul looks fantastic: clean, timeless yet modern and the perfect size—defining its performance in sound takes more telling. Soul puts out gripping life-like dynamics and irresistibly sincere tone, textures bellow and flow without effort and dynamic contrasts dance and burst, all in perfect time and throughout your room and home. The fidelity Soul can deliver is so right, so coherent that it carries and fills a space much like a real instrument. Voices sound real and the size and scale is as big as life. These performance attributes are the result of our particular mix of tenets: high-efficiency, undemanding speaker load, full-range methodology designed to run without a crossover on the full-range driver, and bandwidth extending deep enough to allow deep voices to sound natural and bass to be solid.

- High efficiency (99 dB-SPL 1W, 1m). There is no substitute for dynamic expression and range. Today's "high sensitivity" 90 dB speakers are ten times more compressed in their response—smooth sure, but destitute.
- Undemanding 8 ohm impedance (6 minimum, 11 nominal) allow amplifiers and receivers to operate without strain and within their sonic sweet spot.
- Zu's old-school rooted yet state-of-the-art 10" full-range driver features nanotech paper-cored cone, under-hung voice coil, massive and powerful magnet assembly and heavy cast aluminum basket—details and design choices here are fundamental to realistic sound.
- Crossoverless full-range driver engineering and design for a relaxed and unaffected recreation of the recording—no matter how you bake 'em crossovers are tone killers.
- ZuGriewe™ cabinet loading combine with driver and cabinet to give balanced, linear bandwidth so instruments are in their proper place, in proper scale and with proper weight.
- Coaxially mounted super-tweeter for a unified and balanced extended upper treble, giving you that subtle yet compelling burnish and air around complex upper treble harmonics.
- Zu Event™ internal cable harness featuring ZuB3™ geometry and the bare minimum connections between binding posts and loudspeaker driver for the most intimate interconnection.

Soul does so many things right it's a workout to list them. Like all Zu loudspeakers Soul is centered around the human voice so music always sounds natural. The engineering and technology exercised in Soul bring to bear dimensionally stable leading-edge resolution for breathtakingly clear sound throughout and reproduces music that's always tone-right and authentic to the recording. Soul is high-fidelity playback with timeless architectural form that is quite livable in size. Soul is at home in any environment: college dorm's, English manors, pueblo revival and Tokyo art and architectural homes alike, dishing up music with a presence and vitality that draws you in and captivates.

Soul vs. Omen. Nearly everyone loves our entry-level Omen speaker, hi-fi freaks, music junkies and the girl next door. While Omen is forgiving and easy, making great sound with almost any amp and in most any room, it doesn't usually get invited to an A-list, purist's hi-fi party. Soul on the other hand is totally A-list material, complete with world-class resolution, dynamic expression, tone density and that fantastic co-ax image and tone stability. But as with any top performing loudspeakers, Soul ruthlessly lays bare an improper amp match and may aggravate acoustic glare in a room of hard surfaces. Zu can guide you to compatible amplifiers at nearly any price level, and offer advice on room placement and other ways to mitigate an acoustically excitable room. The reward is unprecedented liveliness, definition, spatial dimensioning and tone from such a compact form that takes up less space than most mini-monitors on stands.



# SOUL Mk.II-A COPY + SPECS

ZU AUDIO SOUL Mk.II [REV-A] LOUDSPEAKER SYSTEM AD COPY, SPEC'S, INFORMATION

## SOUL MK. II QUICK SPECS

Height: 31.5" [80 cm]  
Footprint: 12.14 x 12.14" [30.8 x 30.8 cm]  
Weight: 42 pounds [19 kg] each. 53 pounds [24 kg] packaged  
Bandwidth: 45 – 22k Hz  
Efficiency: 99 dB-SPL 1W, 1m  
Impedance: 8 ohm  
Power Amp Range: 2 – 200 watt  
Made In Ogden, Utah—U.S.A.

## ZU NANOTECH HIGH-OUTPUT CROSSOVERLESS CO-AX

The heart of any great loudspeaker system is the driver(s) and with Soul we think we've done something pretty special. We've taken our super-duper high-performance 10 inch full-range driver and combined it with a coaxial super-tweeter. And like our top-shelf full-range driver this new full-range co-ax features a very similar paper-cored nanotech cone. In a good room with good gear you will be shocked at what this sensibly priced loudspeaker will do with your music. Soul runs this to-the-max co-ax driver full-range and totally filterless from bass through mid treble (12kHz); no coils, no nothin' just an intimate connection of your amp to the full-range driver's voice coil. And the paper-cored nanotech cone yields a very well damped and extremely quick cone propagation velocity. We also developed a massive and powerful motor complete with magnetically under-hung voice coil assembly to realize the full shove potential of all that high-strength magnetic sweetness. Getting all this high-output torque and horsepower transmitted into the cone has demanded a heavy cast aluminum basket, high damping surround and spider, a Mylar/ridged-paper former and high-tensile adhesives to tightly interface the nanotech cones. All this driver wizardry translates into a very tone dense and resolving sound that is highly expressive of timbre and dynamics, big to nuanced.

## ZU-GRIEWE™ ACOUSTIC TECHNOLOGY

The result of all this driver engineering is an expressive and dynamic full-range co-ax driver, where the tweeter section is not called on or needed until the upper most treble range (12kHz and up), and as this co-ax was designed to work within our Zu-Griewe™ box/acoustic loading technology you get a loudspeaker that is lightning-quick yet still lays down loads of tone density. The system is consistent and linear in its resolution and dynamic behavior—from bass through treble. Zu-Griewe™ delivers increased efficiency in the bass range and reduces noise and distortion, a design that outperforms bass-reflex or acoustic suspension designs. Our exclusive technology reduces internal acoustic noise from within the cabinet and couples more tightly the high acoustic impedance of the driver cone to the low acoustic impedance of the room. So you get improved bass drum thwack, techno beat hit, thunder-broom shove, snare pop, guitar tone, fiddle bite and body. And all able to scale and span even the most demanding and complex recordings (particularly when matched with a great subwoofer like our Undertone). And yeah, voice always sounds human, real and present.



# SOUL Mk.II-A COPY + SPECS

ZU AUDIO SOUL Mk.II [REV-A] LOUDSPEAKER SYSTEM AD COPY, SPEC'S, INFORMATION

## CABINET-WORK AND MATERIALS PALLET

Soul is made from North American high density composite fiberboard plate (Comp-60), machined on state-of-the-art CNC mills. Soul uses real wood veneer laid-up and pressed at the fiberboard factory and not glued after assembly. This ensures your finish will not lift or warp, and it yields the flattest surfaces and tightest seams. For glue it's Titebond® III for the highest joint strength and a lifetime of unflinching, moisture-proof service.

## OTHER DETAILS

Soul features Event™ internal loudspeaker cable harness, a big upgrade over our Mission hookup wire. Event™ features Teflon® dielectric on all circuits and conductor is silver/copper mix. Terminals on binding post and voice coil sides are premium Panduit disconnects that are high-pressure crimped in made-to-spec Panduit dies for the best sound and longest life. Binding posts are machined from a single piece of bar stock and the male disconnect tab is machined right into it. The tweeter's high-pass is, by design, a simple, single component network, a single polypro' capacitor. The coaxially mounted tweeter is substantial, and borrows some of the tricks developed by Radian™, namely a PET damped aluminum alloy 1.7" dome and former.

## FINISH

Standard wood finishes are top coated by UV protecting premium grade conversion varnish. All finish work is done in Zu's custom finish shop. Other finishes are available through the Zu custom shop where sky's the limit on your finish possibilities. Inquire for pricing.

## TIPS ON GETTING GREAT SOUND FROM SOUL

Soul loudspeakers get 600 hours of high-intensity factory burn-in to ensuring they will sound great within just a week or two of getting them up and running in your home. Note that if they are transported in cold weather, they take a week or so to "warm up" and return to giving you their best.

Make sure you have 1/4" [6 mm] or so gap between the bottom of the loudspeakers and the floor. The finger ports are part of the Zu-Griewe™ box loading technology. They are not ports as used in a bass-reflex design (Helmholtz resonators in all their forms) but the finger ports do need to see the acoustic space of the room. Blocking them turns Soul into an interesting but "sealed" design.

In addition the installed ball-end footers (for use with hard surface flooring) Soul also ship with spikes to be used to punch through and anchor the speaker through carpets and rugs.

Thanks for your interest, and please don't hesitate to call or email, we love what we do and we are here to help.



# SOUL Mk. II SPECIFICATIONS

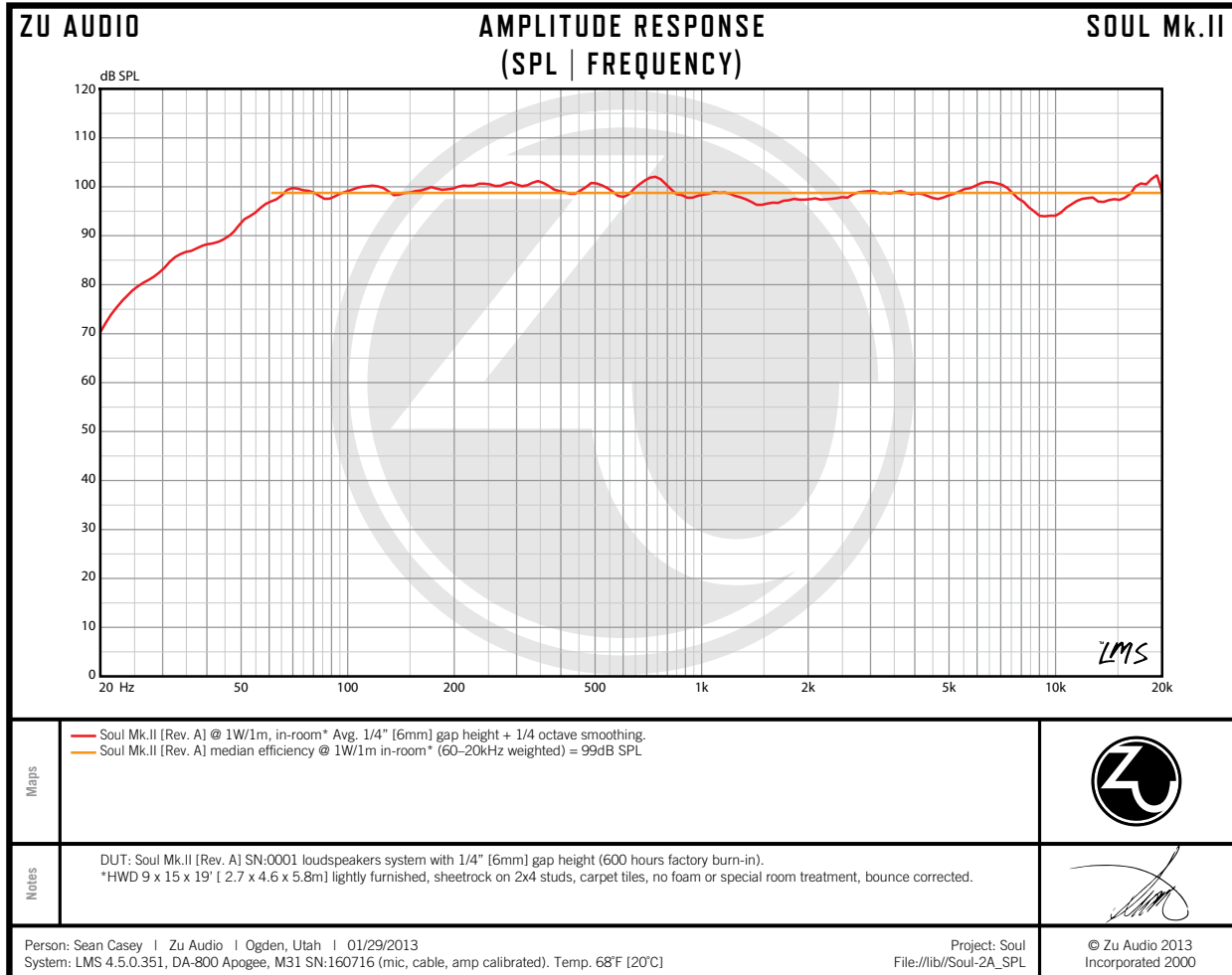
## ZU AUDIO SOUL Mk. II [REV-A] LOUDSPEAKER SYSTEM

<b>Design</b>	A mid-sized floor-standing symmetrical obelisk with flat top. Soul is a high-efficiency, high-output, 8 ohm, loudspeaker featuring our full-range driver with coaxially mounted super-tweeter (Zu103CX/G1-8). The full-range section operates without crossover or filters. Super-tweeter handles the upper treble (+12kHz) and uses a single element high-pass filter. Driver/cabinet loading is Zu-Griewe. Cabinet is made from high density composite fiberboard (Comp-60). Internal cable harness is Zu Event.
<b>Architecture</b>	2° obelisk with flat top.
<b>Production</b>	October 2012—
<b>H W D</b>	31.5" [80cm] tall, 12.14" [30.8cm] square base, 9.94" [25.2cm] square top.
<b>Weight</b>	42 pounds [19kg] each.
<b>Packaged</b>	FlexPak foam encapsulated, 53 pounds [24kg] each. 44 x 17 x 17" [112 x 43 x 43cm]
<b>Driver Complement</b>	ZuCX/ND-8, 10-1/3" full-range nanotech driver covering 45 – 12,000 Hz with ASD:1001 tweeter assembly taking care of the high treble overtones.
<b>Component Tolerance</b>	Better than 0.5% driver pair matching, 0.1% on all other electrical components.
<b>5-Way Binding Posts (CE)</b>	Accepting 1/4" spade [6.3mm fork], 5/16" spade [8mm fork], bare wire ≤ #4 AWG, banana plugs.
<b>Efficiency</b>	99 dB-SPL 1W, 1m.
<b>Impedance</b>	8 ohm (6 ohm minimum, 11 ohm nominal Z-weighted).
<b>Average Room / Moderate Volume</b>	2 – 6 watt
<b>Large Room / Loud</b>	6 – 18 watt
<b>Large Room / Concert Level</b>	20 – 60 watt
<b>Max Music Input Power</b>	150 watt
<b>Bandwidth</b>	40 – 22k Hz
<b>Group Delay</b>	< 5ms (awesome time domain accuracy).
<b>Horizontal Acoustic Center</b>	26" [66cm] with 2° axial rise when loudspeaker is level.
<b>Horizontal Listening Window</b>	40°
<b>Vertical Listening Window</b>	40°
<b>Full-range Driver Network</b>	none
<b>Super-tweeter Network</b>	1st order @ 12k Hz acoustic (1μFs non-inverting).
<b>Internal Cabling</b>	Zu Event/Soul-2A cable harness and interconnection.
<b>Cabinet</b>	North American made high-density Comp-60 composite fiberboard
<b>Spike / Feet Insert Thread</b>	3/8–16 TPI (9/16" hex nut, 14 mm wrench can be used but is tight).
<b>Included With Loudspeaker</b>	Hard surface ball-end footers installed with S.S. 9/16" jam nuts, also included are carpet spikes and driver protective disks.
<b>Manufacturers Country Of Origin</b>	U.S.A. [99%]
<b>Life Expectancy</b>	100 years plus, all parts.
<b>Compliance</b>	CE   RoHS   WEEE (U.S. models may not use CE compliant binding posts).
<b>Warranty &amp; Service</b>	5 years limited on cabinet and drivers—warranty does not cover misuse, abuse, components upstream from the loudspeaker system, modifications or non-factory service.



# SOUL Mk. II SPECIFICATIONS

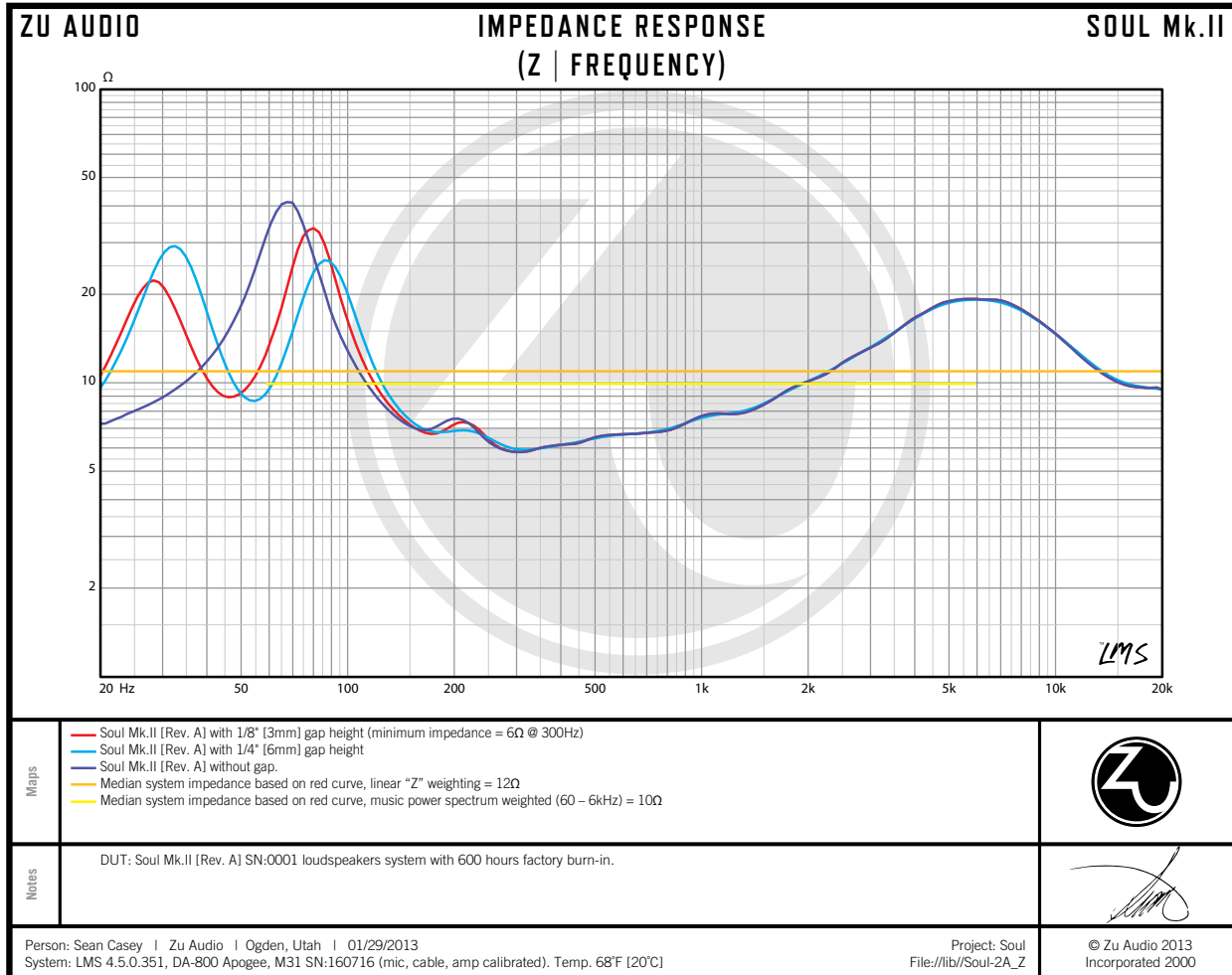
ZU AUDIO SOUL Mk. II [REV-A] LOUDSPEAKER SYSTEM





# SOUL Mk. II SPECIFICATIONS

ZU AUDIO SOUL Mk. II [REV-A] LOUDSPEAKER SYSTEM





# SOUL Mk.II WARRANTY

ZU AUDIO SOUL Mk.II [REV-A] LOUDSPEAKER SYSTEM

Zu products are designed and manufactured to the highest quality. However, if something does go wrong Zu will fix or replace the product free of charge. Zu Soul Mk.II loudspeakers have a five year limited warranty from date of purchase to original owner. If under normal home use you have any problems with drivers, cable, parts, cabinet, we will fix or replace the product. Loudspeaker warranty and service can usually be performed by the user, also known as DIY service, in such cases Zu will provide full technical support. This provides faster repair of product (reducing down time is always good), minimizes handling hassle and damage potential to both Zu and you, and reduces shipping costs.

Zu loudspeaker finish warranty covers color changes in paint, finish checking, and oxidizing. While we use the highest quality UV protecting topcoat finishes, we cannot guaranteed against fading and you should keep them out of direct sunlight, just like a piano. While every effort is made to ensure a perfect finish that will last a lifetime, this warranty does not cover damage from impact and abrasion, or seam / core construction visibilities in extreme high temperature / high humidity environments. Zu products are designed to be used in temperature and humidity controlled environments, namely your home or office unless otherwise stated. Warranty does not cover loudspeaker finish damage caused by the extremes of an uncontrolled environment.

If in the highly unlikely event that a Zu product arrives to you dead on arrival (D.O.A.), and after discussing it with a Zu tech, we will ship another of the same product at our expense and arrange for the D.O.A. product to be collected. If after inspection we find that you have misrepresented a returned product's condition, and that it was improperly handled or used, Zu will charge you for all damaged parts, labor, shipping and handling of the product.

Warranty does not apply to damage caused by operating the product outside the intended use, accident, another product, misuse, abuse, flood, fire, earthquake or any other external causes. Warranty does not cover damage caused by modification or service performed by anyone other than a Zu representative. Cosmetic damage is also excluded from warranty, as is all product that has any part of the Zu serial number removed.

When a product or part is exchanged the replacement becomes your property and the suspect or damaged part becomes Zu's property. Parts provided by Zu must be used in products for which the warranty service is claimed.

## **WHAT YOU CAN EXPECT IF WARRANTY SERVICE IS NEEDED**

If warranty becomes necessary, you must call or email for a return of material authorization (R.M.A.) number, or to arrange for user serviceable parts. This provides opportunity to assist in diagnosing the problem and helps us to schedule for rapid turnaround in the event that parts, service or repair is needed. Upon factory inspection of parts or product, warranty eligibility will be determined. While service options, parts availability and response times will vary, we do our best to keep you happy. International customers should know that Zu will comply with all applicable export / import laws and regulations, you may be responsible for custom duties, taxes, broker fees, freight, and other charges. When shipping of product or part is required, repackage the complete product, or part, in its original packaging. If you have any questions about packaging please call or email. Product damage caused from incorrect repackaging is not eligible for refund or warranty and the freight company may also reject your insurance claim. Until we have the product back in the shop and sign-off that it is eligible, the product is still your property, we recommend you insure or declare the full value when shipping. We also recommend that you only ship with a freight company that has a good reputation and offers tracking and insurance for the full amount.





**ZU AUDIO**

Ogden Commercial Industrial Park  
3350 S. 1500 W.  
OGDEN, UTAH — U.S.A.

[DESIGNED AND MADE BY US]