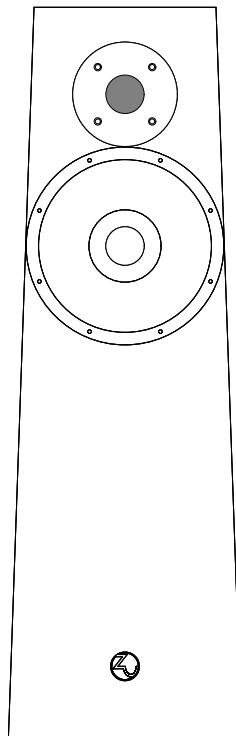


SOUL SUPREME

Mk.I [Rev-A]

2012 - 2022



AD COPY + SPECIFICATIONS



SOUL SUPREME Mk.I

ZU AUDIO SOUL SUPREME Mk.I [REV-A] LOUDSPEAKER SYSTEM AD COPY, INFO, SPECS

Soul Supreme was in production, unchanged, for a decade—2012 through 2022. Following is a summary of our marketing, specifications and basic user information.

SOUL SUPREME OVERVIEW

Soul Supreme is our Soul Superfly loudspeaker cabinet combined with the Radian 850 based tweeter, plus some other goodness like our Supreme high-pass network featuring ClarityCap MR capacitors, Mills MRA-12 resistors, interconnected and cabled with Zu Event internal cabling and finally interface/terminate the cable/driver assembly into our 5-way/ZuB3 combo input connection system. Soul Supreme, despite it being the same size as Soul Superfly, performs head and shoulders above it.

TECHNOLOGIES

Soul Supreme, like all Zu products, is built around the critical human voice (A1, 55 Hz, through A6 and all the possible harmonics, to approximately 10k Hz). Serving this critical region of tone is Zu's 5th generation high-output 10" paper-cored nanotech sanctified full-range driver perfectly matched with the Radian 850 based tweeter with its nearly 20 pounds of mass also serving as a stressed-member of the cabinet to further remove cabinet talk and electromechanical feedback. This is the same driver we developed for and use on our flagship loudspeaker Dominance and are also using in our other top performing speakers, Definition and Druid.

Features of this driver include:

- maximal motor for expanded dynamic contrast and reduced harmonic distortion
- lightweight neutrally-hung voice coil assembly with a paper/Kapton former
- linear inline layup of the inner cone for best resolution of detail
- diamagnetic shorting for dynamic damping of the moving mass when playing at concert levels
- nano-tech impregnated paper cones to support wide bandwidth and quick impulse response
- cone fatigue profile engineered to work with the driver's other properties
- machined phase plug/cone and its concentric maximal-length sequence diffusion
- heavy aluminum-alloy frame with overbuilt bonded and riveted yoke/magnet/top-plate assembly

These features provide a driver assembly that when matched up to its loudspeaker system results in excellent efficiency, impulse response, bandwidth, load impedance characteristics, smooth high frequency performance, uniform and couch-width wide-band polar pattern—all while keeping size and weight manageable and its looks timeless and handsome.

What is our *nanotech* and what does it do specifically, and how does it contribute to the driver's sound? The nano materials and application process allow us to reduce weight of the moving assembly while increasing strength and propagation velocity of the membrane without sacrifices in damping. We layup the paper pulp as a core material and essentially infuse a liquid solid matrix on its skin. We use nano-processed and nano-engineered materials and key components in the matrix include nanosphere ceramic balloons, nanofiber cristobalite, 200nm CNT and amorphous fumed silica. Adhesives and binders



SOUL SUPREME Mk.I

ZU AUDIO SOUL SUPREME Mk.I [REV-A] LOUDSPEAKER SYSTEM AD COPY, INFO, SPECS

include melamine, epoxy and nitrocellulose (aircraft dope). First process on the paper core is a matrix of epoxy, nano fibers, cristobalite and fumed silica. On this you have a stratum of nitrocellulose and nanospheres. Moving past the lighter, stronger, higher propagation velocity cone you have the Eminence voice-coil assembly with its combination of paper, Kapton, copper windings and proprietary Eminence adhesives. The center “phase” plug gives this driver a more linear management of high frequencies and broader dispersion from the directly-coupled-to-voicecoil inner cone. And as dynamic contrast and to-the-max shove and pop are of primary importance, we combine the Soul Supreme with the best FRD matching tweeter possible, the mentioned Radian 850.

THIRD GENERATION ZU-GRIEWE ELECTROACOUSTIC LOADING

When matched with the proper amp, Zu-Griewe driver/cabinet/room loading technology as used in Soul Supreme allows this high-efficiency loudspeaker to deliver quick, deep, articulate bass performance—an attribute rarely achieved in a passive, high-efficiency loudspeaker system of this size. Zu-Griewe is an acoustic technology originally developed for high performance competition internal combustion engine exhaust systems, for improving power output through pulse and pressure management, with increased bandwidth, while reducing noise and sound pressure levels over convention. More on the Zu-Griewe tech can be found in the FAQ section of ZuAudio.com.

FOR MUSIC LOVERS OF EVERY ERA—TECHNO, ‘70S SOUL, YOU CHOOSE...

Soul Supreme looks stunning and sounds even better than it looks, but we know we all have unique views on art and sound so find out if Soul Supreme is right for you, in your own home—with our full no-questions-asked 60-day return privilege. Get a set in your home, pull the stuff you really listen to from the depths of your record collection, including Sly & The Family Stone / There’s A Riot Goin’ On, and let Soul Supreme work its magic.

AMPS, ENGINEERING AND DESIGN

We love tech’ and engineering, and we love music and sound and sensation. Soul Supreme, like all Zu loudspeakers, is designed by ear first and foremost, using engineering, experience and measures to help isolate and realize solutions for audible improvements. Once we get any loudspeaker sounding sweet we standardize it, including the test and measures procedures and systems used to ensure the highest possible matching and quality. Zu does not engineer around someone else’s ideals, implementation of models or engineering conventions.



SOUL SUPREME Mk.I

ZU AUDIO SOUL SUPREME Mk.I [REV-A] LOUDSPEAKER SYSTEM AD COPY, INFO, SPECS

TIPS ON GETTING GREAT SOUND FROM SOUL SUPREME

You should have a 1/4" [6 mm] or so gap between the bottom of the loudspeaker and the floor—1/4" is a good place to start, changing the gap height changes the tuning. The gap and the finger ports in the bottom of the cabinet are part of the Zu-Griewe box loading technology. They are not ports as used in a bass-reflex design (Helmholtz resonators in all their forms) but the finger ports do need to see the acoustic space of the room. Blocking them turns the Soul Supreme into an interesting "sealed" design.

Soul Supreme has been designed to account for its shorter stature, the two degree rake on the obelisk shaped cabinet allows for an expanding soundfield that has the same two degree upward declination from level allowing the soundscape to appear larger and taller than you would think. Users can also adjust the feet in the Soul Supreme to tilt the face of the speaker back further tailoring the sound and loudspeakers integration with the room. Soul Supreme ships with both ball-end footers to be used for hard wood floors and long spikes to be used for carpeted floors. Footers make a sonic difference in how the loudspeaker and floor interact, the materials and vibrational aspect. For this reason you might want to experiment with materials as well as the lean-back and placement. Zu's rubber footers change the sound, for better in most cases. You can experiment with sliding coasters under the footers, magazines, rubber and cork sheeting... we encourage you to mess with things close at hand, see what works.

BURN-IN

Soul Supreme loudspeakers get 600 hours of factory burn-in, they will sound good right out of the box but will not give you their best for a few days or weeks depending on temperature they experienced during transport, and a few other variables. Shipping them in winter months for example seem to cause them to need more time. Other factors affecting how long they take to really open up and sing include how much play they get and what kind of music they see, louder and bigger is generally better, but you don't have to go crazy, we take care of the vast majority of it for you. Nevertheless, if at first you find them restrained and a bit conservative, relax, they will come around.

Soul Supreme loudspeakers are very amp sensitive and revealing of upstream gear. And as mentioned, they are also very sensitive to the cold. If you have received, moved or stored Soul Supreme in cold temperatures they will take a week or two to again sound as they should.



SOUL SUPREME Mk.I

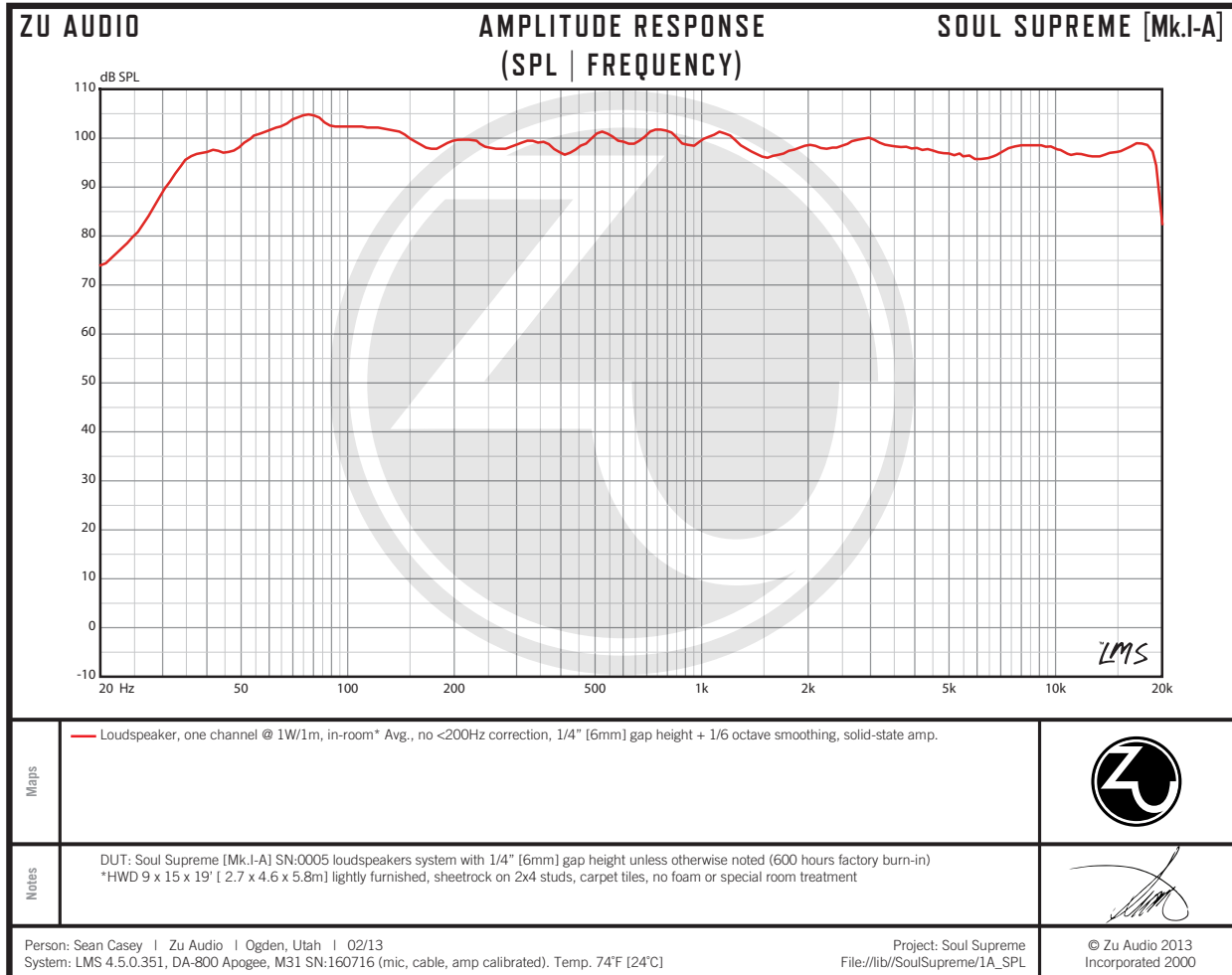
ZU AUDIO SOUL SUPREME Mk.I [REV-A] LOUDSPEAKER SYSTEM AD COPY, INFO, SPECS

Overview	Take Soul Superfly and then shoehorn in the massive Radian 850 based tweeter assembly—blended to perfectly match our Zu high-output nanotech driver (Zu103ND/G1-16, same units developed for our Dominance and as used on Definition and Druid). And making sure it is supreme we interconnect all that driver magic with Zu Event internal cabling and finally interface/terminate the cable/driver assembly into our 5-way/ZuB3 combo input connection.
Description	High-efficiency, high-output, floor-standing loudspeaker with modern mid-century architecture. Main performance features include our full-range driver (Zu103ND/G1-16), Zu-Griewe driver/box/room acoustic loading, no crossover or filters on full-range driver, complimented by a Radian 860 based dynamic tweeter providing the acoustic sparkle and resolution from 12k Hz and up.
Architecture	2° raked obelisk with flat top
Production	May 2012–2022
Dimensions H x W x D	38" [96.5 cm] tall, 12- ⁹ / ₁₆ " [30.8 cm] square base, 9- ⁹ / ₁₆ " [24.1 cm] square top
Footprint	12- ⁹ / ₁₆ " square [30.8 cm square]
Weight	70 pounds [32 kg]
Packaged	44 x 17 x 17" [112 x 43 x 43 cm] 80 pounds [36 kg]
Bandwidth	30 – 20k Hz
Efficiency	101 dB-SPL 1 W, 1 m
Impedance	16 Ω (19 Ω Z-weighted, 9.5 Ω min @ 250 Hz)
Acoustic Center	30" [76 cm] with 2° rising splay
Horizontal Listening Window	45°
Vertical Listening Window	45°
Recommend Listening Distance	3 feet [1 m] or more
Accepted Connectors	Zu combo connection: ZuB3 via speakON NL8 (ZuB3 convention,) - via standard 5-way binding posts they also accept 1/4" spade [6.3 mm], oversized 5/16" [8 mm] spade, bare wire, banana plugs
Internal Cabling	ZuEventB3-SoulS1-A
Power Recommendations	2 – 8 watt (average room, moderate volume) 8 – 24 watt (large room, loud listening) 24 watt + (large room, concert levels) 300 watt maximum music input power
Amplification Considerations	Anything that sounds good (Soul Supreme is a floating load so any amp type or circuit is fine)
Component Tolerance	Better than 0.5% driver pair matching, 0.1% on all other electrical components
Tweeter Detail	1x Zu/Radian 850 tweeter assembly with a passband of 12k – 20k Hz
High-Pass Filter Detail	1st order bessell @ 18k Hz, 10k Hz acoustical; ClarityCap MR 1 uF + Mills resistors, silver/copper/Teflon® leadouts
Full-range Driver Detail	1x Zu103/ND/G1-16, 10-1/3" full-range driver, direct and unfiltered
Cabinet	Comp-60 + polyester + QuietCoat + Alexit finish or real wood veneer or custom finish
Spike / Feet Insert Thread	3/8–16 TPI, 9/16" hex nut, 14 mm wrench can be used
Included With Loudspeaker	4x hard press-on full-range driver covers, installed 8x hard surface stainless ball-end feet / 8x stainless 9/16" [14 mm] jam nuts, installed 8x long carpet spikes, 1x connector cleaning kit, 1x finish cleaning cloth
Life Expectancy	100 years; cabinet, and drivers, including the Zu 10" drivers; even in direct sunlight
Manufacturers Country Of Origin	U.S.A. all parts and labor excluding just a few small parts
Compliances	RoHS WEEE [those made with plastic encapsulated binding posts also comply with CE directives]
Warranty & Service	5 years limited on cabinet and drivers—warranty does not cover misuse, abuse, components upstream from the loudspeaker system, modifications or non-factory service



SOUL SUPREME Mk.I

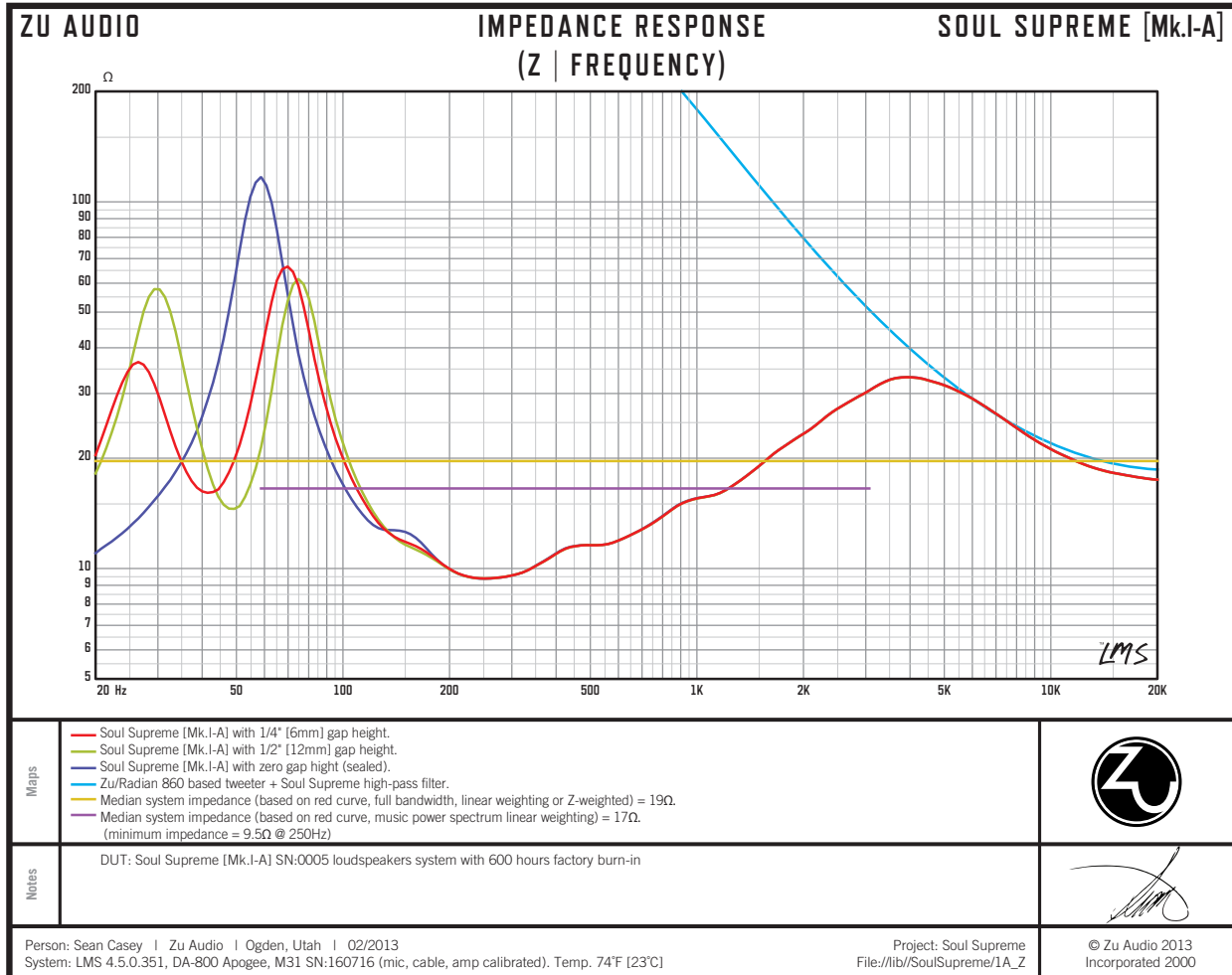
ZU AUDIO SOUL SUPREME Mk.I [REV-A] LOUDSPEAKER SYSTEM AD COPY, INFO, SPECS





SOUL SUPREME Mk.I

ZU AUDIO SOUL SUPREME Mk.I [REV-A] LOUDSPEAKER SYSTEM AD COPY, INFO, SPECS





SOUL SUPREME Mk.I WARRANTY

ZU AUDIO SOUL SUPREME Mk.I [REV-A] LOUDSPEAKER SYSTEM SPECIFICATIONS + INFORMATION

Zu products are designed and manufactured to the highest quality. However, if something does go wrong Zu will fix or replace the product free of charge. Zu Soul Supreme loudspeakers have a five year limited warranty from date of purchase to original owner. If under normal home use you have any problems with drivers, cable, parts, cabinet, we will fix or replace the product. Loudspeaker warranty and service can usually be performed by the user, also known as DIY service, in such cases Zu will provide full technical support. This provides faster repair of product (reducing down time is always good), minimizes handling hassle and damage potential to both Zu and you, and reduces shipping costs.

Zu loudspeaker finish warranty covers color changes in paint, finish checking, and oxidizing. While we use the highest quality UV protecting topcoat finishes, we cannot guaranteed against fading and you should keep them out of direct sunlight, just like a piano. While every effort is made to ensure a perfect finish that will last a lifetime, this warranty does not cover damage from impact and abrasion, or seam / core construction visibilities in extreme high temperature / high humidity environments. Zu products are designed to be used in temperature and humidity controlled environments, namely your home or office unless otherwise stated. Warranty does not cover loudspeaker finish damage caused by the extremes of an uncontrolled environment.

If in the highly unlikely event that a Zu product arrives to you dead on arrival (DOA), and after discussing it with a Zu tech, we will ship another of the same product at our expense and arrange for the DOA product to be collected. If after inspection we find that you have misrepresented a returned product's condition, and that it was improperly handled or used, Zu will charge you for all damaged parts, labor, shipping and handling of the product. Warranty does not apply to damage caused by operating the product outside the intended use, accident, another product, misuse, abuse, flood, fire, earthquake or any other external causes. Warranty does not cover damage caused by modification or service performed by anyone other than a Zu representative. Cosmetic damage is also excluded from warranty, as is all product that has any part of the Zu serial number removed.

When a product or part is exchanged the replacement becomes your property and the suspect or damaged part becomes Zu's property. Parts provided by Zu must be used in products for which the warranty service is claimed.

WHAT YOU CAN EXPECT IF WARRANTY SERVICE IS NEEDED

If warranty becomes necessary, you must call or email for a return of material authorization (R.M.A.) number, or to arrange for user serviceable parts. This provides opportunity to assist in diagnosing the problem and helps us to schedule for rapid turnaround in the event that parts, service or repair is needed. Upon factory inspection of parts or product, warranty eligibility will be determined. While service options, parts availability and response times will vary, we do our best to keep you happy. International customers should know that Zu will comply with all applicable export / import laws and regulations, you may be responsible for custom duties, taxes, broker fees, freight, and other charges. When shipping of product or part is required, repackage the complete product, or part, in its original packaging. If you have any questions about packaging please call or email. Product damage caused from incorrect repackaging is not eligible for refund or warranty and the freight company may also reject your insurance claim. Until we have the product back in the shop and sign-off that it is eligible, the product is still your property, we recommend you insure or declare the full value when shipping. We also recommend that you only ship with a freight company that has a good reputation and offers tracking and insurance for the full amount.



ZU AUDIO

Ogden Commercial Industrial Park
3350 S. 1500 W.
OGDEN, UTAH — U.S.A.

[DESIGNED AND MADE BY US]